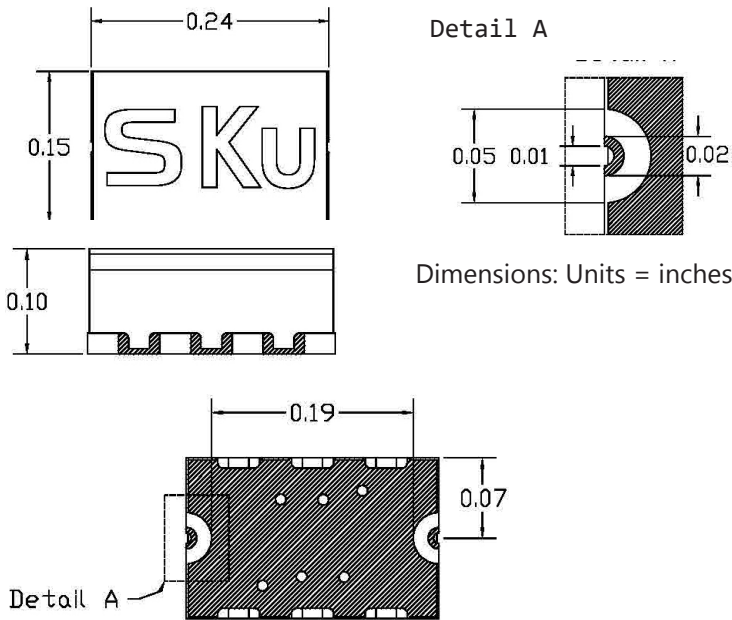


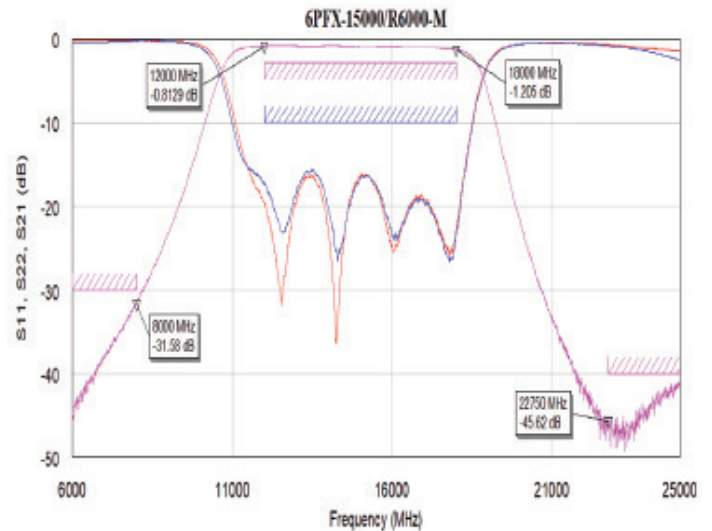
K-Band Planar X Filter

Part Number: 6PFX-15000/R6000-M

Mechanical Outline



Typical Performance Curve



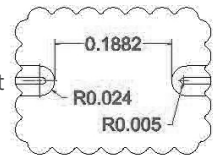
Important: Performance of hardware may deviate from the response shown above. However, the filter will comply with the specifications shown on the specification sheet.

Product Configuration

Part Number	6PFX-15000/R6000-S
Series	Planar X Filter Series
Center Frequency	15000 MHz
Equi-ripple Passband Bandwidth	6000 MHz min
Insertion Loss	1.5 dB max. over Passband
Stopband Attenuation	-30 dBc min. from DC to 8000 MHz -40 dBc min. from 22750 to 25000 MHz
Return Loss	15 dB typical
Temperature Range	-55 to 85 deg. C
Relative Humidity	95%

Recommended PCB Layout

- 50 Ohm trace dimensions are next higher assembly specific
- Proper grounding of next higher assembly required



Americas

Sales
focom.uscsr@smithsinterconnect.com

Technical support
focom.techsupport@smithsinterconnect.com

Europe

Sales
focom.emeacsr@smithsinterconnect.com

Technical support
focom.techsupport@smithsinterconnect.com

Asia

Sales
focom.asiacsr@smithsinterconnect.com

Technical support
focom.techsupport@smithsinterconnect.com