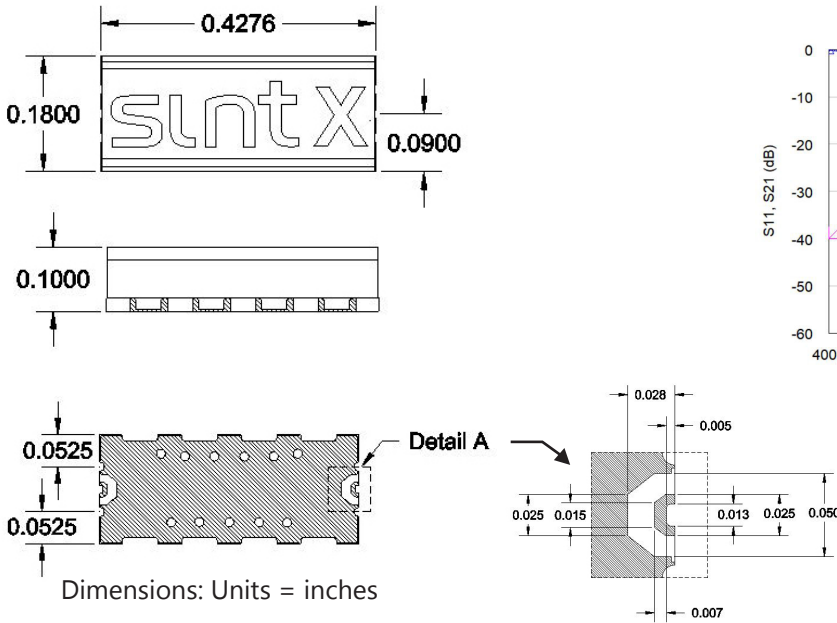


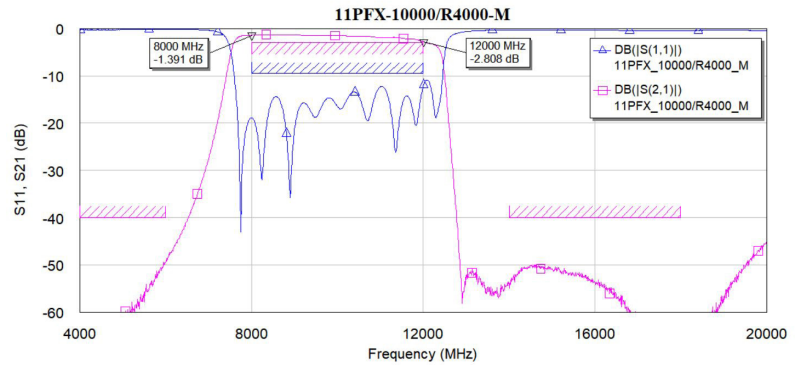
X-Band Planar X Filter

Part Number: 11PFX-10000/R4000-M

Mechanical Outline



Typical Performance Curve



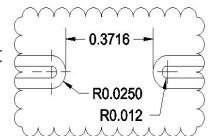
Important: Performance of hardware may deviate from the response shown above. However, the filter will comply with the specifications shown on the specification sheet.

Product Configuration

Part Number	11PFX-10000/R4000-M
Series	Planar X Filter Series
Center Frequency	10000 MHz
Bandwidth	4000 MHz min.
Insertion Loss	3.0 dB max.
Stopband Attenuation	40 dBc min. from DC to 6000 MHz
Stopband Attenuation	40 dBc min. from 14000 to 18000 MHz
Return Loss	10 dB typical
Temperature Range	-55 to 100 deg. C
Relative Humidity	95% NC

Recommended PCB Layout

- 50 Ohm trace dimensions are next higher assembly specific
- Proper grounding of next higher assembly required



Americas

Sales
focom.uscsr@smithsinterconnect.com

Technical support
focom.techsupport@smithsinterconnect.com

Europe

Sales
focom.emeacsr@smithsinterconnect.com

Technical support
focom.techsupport@smithsinterconnect.com

Asia

Sales
focom.asiacsr@smithsinterconnect.com

Technical support
focom.techsupport@smithsinterconnect.com