

TITLE: SPECIFICATION CONTROL DRAWING

PART IDENTIFIER: SMT3725ALN

DESCRIPTION: SURFACE MOUNT TERMINATION, ALUMINUM NITRIDE

ASSEMBLY DWG: 1101554

1.0 SPECIFICATIONS:

1.1 ELECTRICAL:

- 1.1.1 IMPEDANCE: 50Ω NOMINAL.
- 1.1.2 FREQUENCY: DC - 2 GHZ.
- 1.1.3 VSWR: 1.25:1 MAX.
- 1.1.4 INPUT POWER:
 - 1.1.4.1 80 WATTS. CHIP SOLDERED TO MOUNTING SURFACE. MOUNTING SURFACE TEMPERATURE MAINTAINED AT 100 °C MAXIMUM. APPLY LINEAR DE-RATING OF INPUT POWER TO 0 WATTS AT 150 °C.

1.2 MECHANICAL:

- 1.2.1 OUTLINE DWG: SEE SHEET 2.
- 1.2.2 WORKMANSHIP: PER MIL-PRF-55342
- 1.2.3 THERMAL IMPEDANCE (R_{θ})
 - 1.2.3.1 0.625 °C / WATT R_{θ} FROM RESIST FILM TO MOUNTING SURFACE DIRECTLY UNDER CENTER OF CHIP. CHIP SOLDERED DIRECTLY TO MOUNTING SURFACE.
- 1.2.4 FILM TEMPERATURE (T_F)
 - 1.2.4.1 200 °C ABSOLUTE MAXIMUM FILM TEMPERATURE. DE-RATE TO 150 °C MAXIMUM FILM TEMPERATURE FOR ALL MILITARY/HIGH-RELIABILITY APPLICATIONS.
- 1.2.5 THERMAL
 - 1.2.5.1 DETERMINE MAXIMUM MOUNTING SURFACE TEMPERATURE BY APPLYING THE FOLLOWING FORMULA:
 $T_S = T_F - (P_{MAX} \times R_{\theta})$

WHERE: T_S = MAXIMUM MOUNTING SURFACE TEMPERATURE
 T_F = MAXIMUM FILM TEMPERATURE
 P_{MAX} = MAXIMUM APPLIED INPUT POWER
 R_{θ} = CHIP THERMAL IMPEDANCE.

1.3 ENVIRONMENTAL:

- 1.3.1 TEMPERATURE RANGE:
 - 1.3.1.1 NON-OPERATING: -55 °C TO +150 °C.
 - 1.3.1.2 OPERATING: -55 °C TO +150 °C.

2.0 UNIT MARKING: NONE.

3.0 QUALITY ASSURANCE:

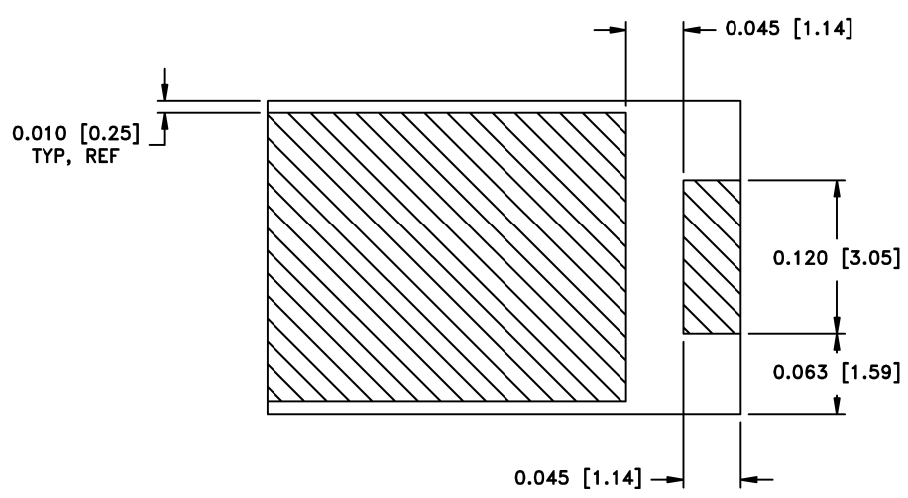
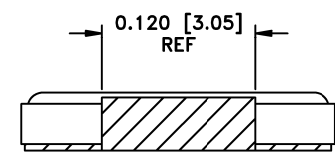
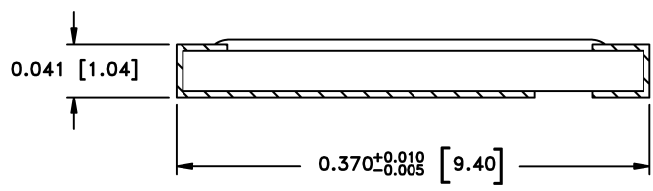
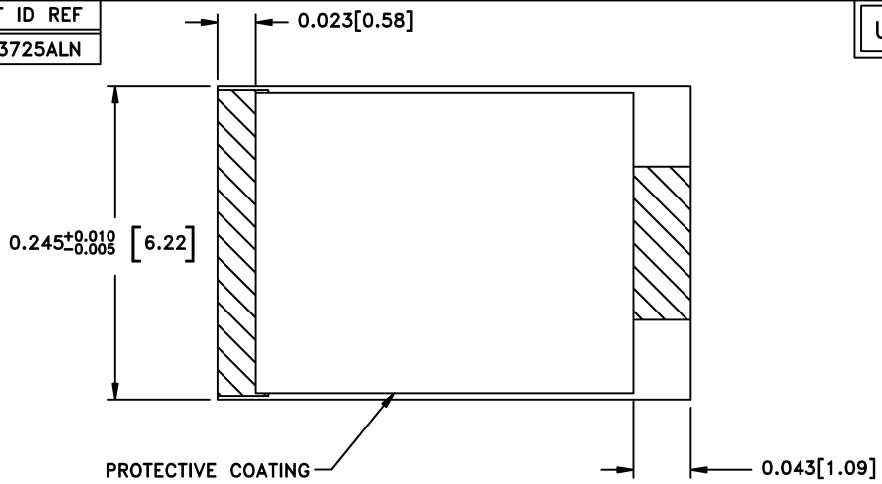
- 3.1 SAMPLE INSPECT PER ANSI/ASQC Z1.4 GENERAL INSPECTION, LEVEL II, AQL = 1.0.
 - 3.1.1 VISUAL AND MECHANICAL PER 824W154.
 - 3.1.2 DC RESISTANCE: 50Ω ± 5%.
- 3.2 DATA REQUIREMENTS:
 - 3.2.1 NO TEST DATA REQUIRED FOR CUSTOMER.
 - 3.2.2 DATA RETENTION – 24 MONTHS.

4.0 PACKAGING: STANDARD PACK PER 755W002.

EMC TECHNOLOGY 8851 SW OLD KANSAS AVE. STUART, FL 34997	CAGE CODE # 24602		DWG #	1008645000
	CHANGE NOTICE	EN 09-E0830	REV LVL	N
			SHEET	1 OF 2

PART ID REF
SMT3725ALN

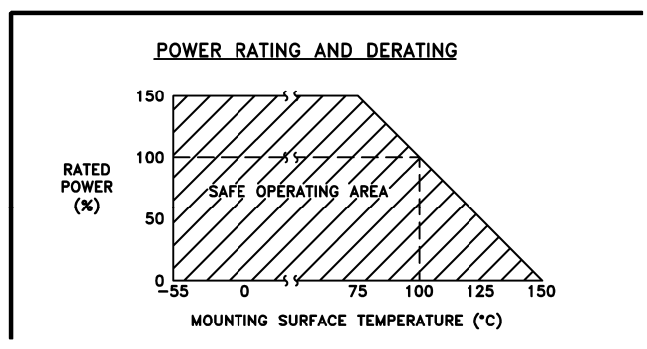
U.S. PATENT NO. 5739743



MECHANICAL SPECIFICATIONS

- SUBSTRATE:
MATERIAL - ALUMINUM NITRIDE, MIL-I-10.
- TERMINALS:
MATERIAL - THICK FILM, NICKEL BARRIER,
SOLDER PLATED.
- RESIST:
MATERIAL - THICK FILM.

METRIC EQUIVALENTS GIVEN IN [mm]
ARE FOR REFERENCE INFORMATION ONLY



8851 SW OLD KANSAS AVE
STUART, FL 34997
PHONE NO. (772)286-9300
FAX NO. (772)283-5286

UNLESS OTHERWISE SPECIFIED DIMENSIONS ARE IN INCHES
TOLERANCES
FRACT --- ---
ANG --- ---
XX --- ---
XXX ±0.005
XXXX --- ---

THESE DRAWINGS AND SPECIFICATIONS ARE THE PROPERTY OF EMC TECHNOLOGY INC AND SHALL NOT BE DUPLICATED OR USED AS BASIS FOR THE MANUFACTURE OR SALE OF PARTS OR DEVICES WITHOUT PERMISSION.

CAGE CODE 24602	SCALE 10:1	DRAWN BY JG 5/1/08	CHECKED BY	APPROVED BY
REV N	CHANGE NOTICE EN 09-E0830	DRAWING NO 1008645000	SHEET 2 OF 2	