

# TERMINATION CHIP OUTRIGGER 3 WATTS



DATA SHEET

PART SERIES: CTH0610F

SHEET 1 OF 3  
Dwg 1015475

EN 16-0047  
Revision -

## FEATURES


- Wide Band Operation
- High Power
- Coplanar Waveguide Compatible
- Low Capacitance
- Easy Installation

## APPLICATIONS

- Broadcast
- High Power Filters
- High Power Amplifiers
- Isolators
- Military
- Instrumentation

## GENERAL DESCRIPTION

EMC Technology offers the widest selection of chip terminations worldwide. Chip components are offered in both thick and thin film resistive material and available in Alumina, Aluminum Nitride, Beryllium Oxide and CVD Diamond. CTH series feature EMC Technology's patented outrigger resistor technology (US 8, 994, 490) to offer substantially improved power handling over conventional resistors without compromising broadband performance.



## ORDERING INFORMATION

**Part Identifier:** CTH0610F

## SPECIFICATIONS

### 1.0 ELECTRICAL

Nominal Impedance:	50 ohms
Frequency Range:	DC - 12 GHz
VSWR:	DC - 6 GHz 1.25:1 6 - 12 GHz 1.60:1
Input Power CW:	3 WATTS
Peak Power:	20W, 10 $\mu$ s pulse width, 1% duty cycle
DC Resistance:	50 $\Omega$ $\pm$ 5%

### 2.0 ENVIRONMENTAL

Operating Temperature:	-55 $^{\circ}$ C to +150 $^{\circ}$ C
Non-operating Temperature:	-65 $^{\circ}$ C to +150 $^{\circ}$ C
Temperature Coefficient:	$\pm$ 200 PPM / $^{\circ}$ C Max

### 3.0 MARKING

Unit Marking:	DOT MARKING, EMC
---------------	------------------

### 4.0 QUALITY ASSURANCE

Visual and Mechanical Inspection:	Per 824W107
DC Resistance Check:	100% DC Resistance Check
Data Retention:	Standard

### 5.0 PACKAGING

Standard Packaging:	Tape and Reel
---------------------	---------------

# TERMINATION CHIP OUTRIGGER 3 WATTS



DATA SHEET

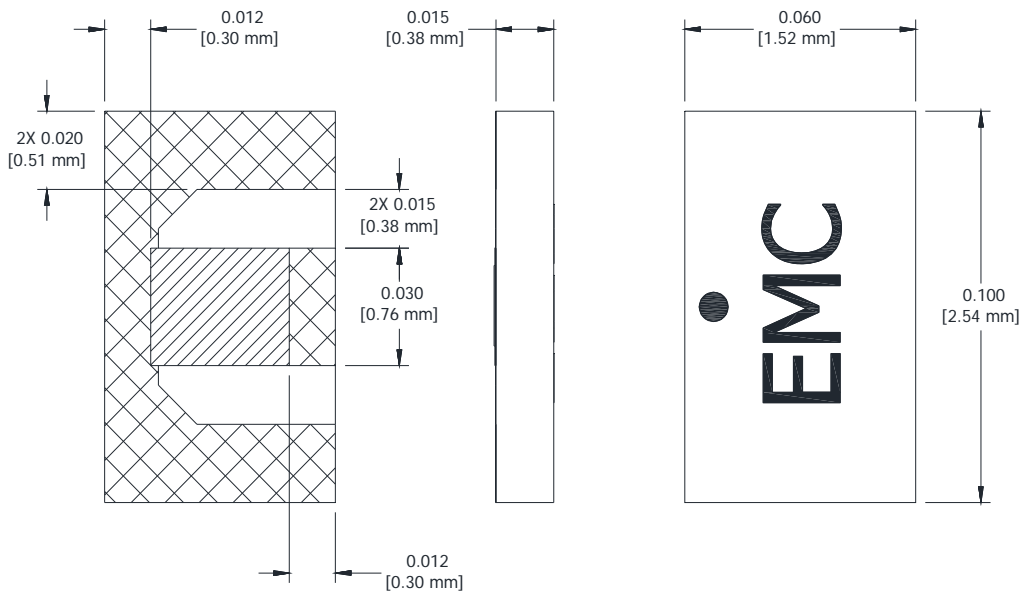
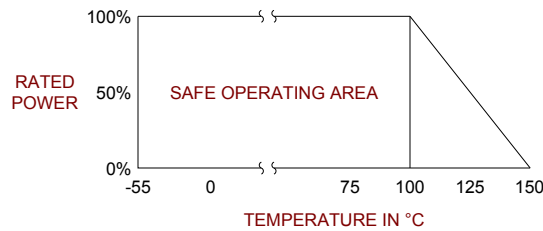
PART SERIES: CTH0610F

SHEET 2 OF 3  
Dwg 1015475

EN 16-0047  
Revision -

## 6.0 MECHANICAL

Substrate Material:	Alumina 96%
Resistive Film:	Thick Film
Terminal Material:	Thick Film, Silver Plated
Metric Dimensions:	Provided for reference only



Unless Otherwise Specified: TOLERANCE: X.XX = ± 0.01 X.XXX = ± 0.005

# TERMINATION CHIP OUTRIGGER 3 WATTS



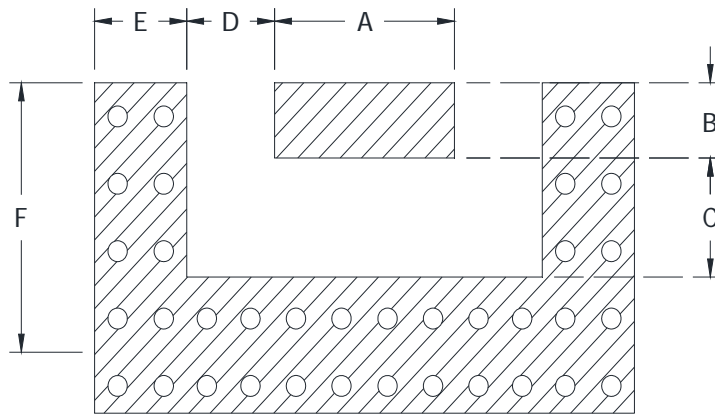
DATA SHEET

PART SERIES: CTH0610F

SHEET 3 OF 3  
Dwg 1015475

EN 16-0047  
Revision -

## 7.0 SUGGESTED MOUNTING



DIMENSION											
INCHES						METRIC (mm)					
A	B	C	D	E	F	A	B	C	D	E	F
0.035	0.014	0.039	0.007	0.030	0.065	0.889	0.356	0.991	0.178	0.762	01.651