

TITLE: SPECIFICATION CONTROL DRAWING

PART IDENTIFIER: CT3725TALN

DESCRIPTION: HIGH POWER CHIP TERMINATION, ALUMINUM NITRIDE

ASSEMBLY DWG: 2900124

1.0 SPECIFICATIONS:

- 1.1 ELECTRICAL:
 - 1.1.1 IMPEDANCE: 50Ω NOMINAL.
 - 1.1.2 FREQUENCY: DC - 2 GHZ.
 - 1.1.3 VSWR: 1.20:1 MAX.
 - 1.1.4 INPUT POWER:
 - 1.1.4.1 HEAT SINK 100°C: 150 WATTS (DERATE POWER LINEARLY TO 0 WATTS @ 125°C).
- 1.2 MECHANICAL:
 - 1.2.1 OUTLINE DWG: SEE SHEET 2.
 - 1.2.2 WORKMANSHIP: PER MIL-STD-454, REQUIREMENT 9.
- 1.3 ENVIRONMENTAL:
 - 1.3.1 TEMPERATURE RANGE:
 - 1.3.1.1 NON-OPERATING: -55°C TO +150°C.
 - 1.3.1.2 OPERATING: -55°C TO +125°C.

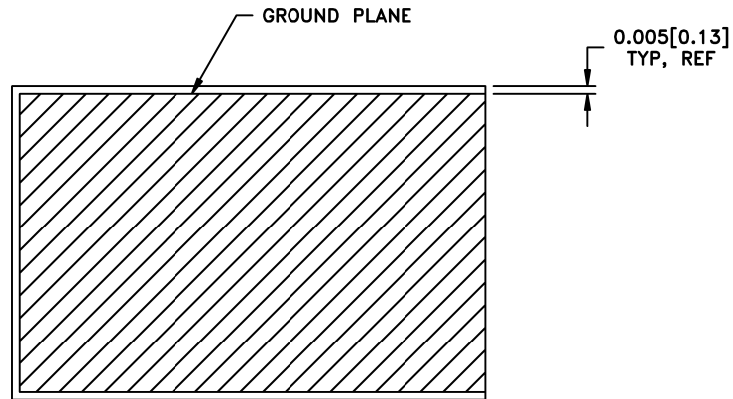
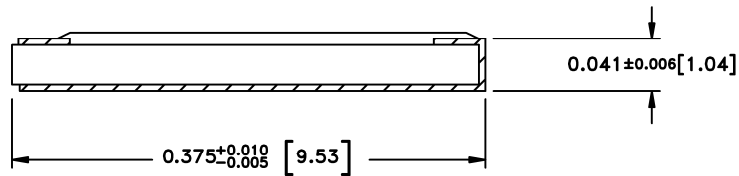
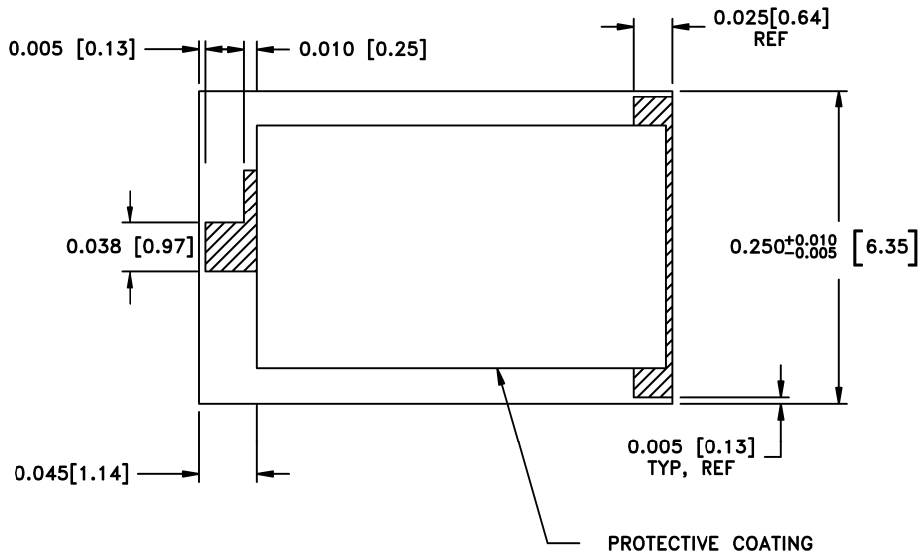
2.0 UNIT MARKING: NONE.

3.0 QUALITY ASSURANCE:

- 3.1 SAMPLE INSPECT PER ANSI/ASQC Z1.4 GENERAL INSPECTION, LEVEL II, AQL = 1.0.
 - 3.1.1 VISUAL AND MECHANICAL PER 824W154.
 - 3.1.2 DC RESISTANCE: 50Ω ± 5%.
- 3.2 DATA REQUIREMENTS:
 - 3.2.1 NO TEST DATA REQUIRED FOR CUSTOMER.
 - 3.2.2 DATA RETENTION - STANDARD.

4.0 PACKAGING: STANDARD PACKING PER 755W002.

EMC TECHNOLOGY 8851 SW OLD KANSAS AVE. STUART, FL 34997	CAGE CODE # 24602		DWG #	1010125000
	CHANGE NOTICE	EN 08-E0869	REV LVL	B
			SHEET	1 OF 2



MECHANICAL SPECIFICATIONS

SUBSTRATE:
MATERIAL - ALUMINUM NITRIDE, MIL-I-10.
TERMINAL & GROUND PLANE:
MATERIAL - THICK FILM, NICKEL BARRIER
SOLDER PLATED.
RESIST:
MATERIAL - THIN FILM.

METRIC EQUIVALENTS GIVEN IN [mm]
ARE FOR REFERENCE INFORMATION ONLY



8851 SW OLD KANSAS AVE
STUART, FL 34997
PHONE NO. (772) 286-9300
FAX NO. (772) 283-5286

UNLESS OTHERWISE SPECIFIED DIMENSIONS ARE IN INCHES
TOLERANCES
FRACT --- ---
ANG --- ---
XX --- ---
XXX ±0.005
XXXX --- ---

THESE DRAWINGS AND SPECIFICATIONS ARE THE PROPERTY OF EMC TECHNOLOGY INC AND SHALL NOT BE DUPLICATED OR USED AS BASIS FOR THE MANUFACTURE OR SALE OF PARTS OR DEVICES WITHOUT PERMISSION.

CAGE CODE	SCALE	DRAWN BY	CHECKED BY	APPROVED BY
24602	10:1	JG 9/22/08		
REV	CHANGE NOTICE	DRAWING NO	SHEET	
B	EN 08-E0869	1010125000	2 OF 2	