

ATTENUATOR

HIGH RELIABILITY CHIP 100 MILLIWATTS



DATA SHEET

PART SERIES: HRKXXXXNXXX

SHEET 1 OF 2
Dwg 1011645


EN 16-0779
Revision D

FEATURES

- Small Footprint
- High Power
- Surface Mount
- Low VSWR
- Easy Installation
- Wide Attenuation Offering

APPLICATIONS

- Mobile Networks
- Broadcast
- High Power Amplifiers
- Isolators/Circulators
- Military
- Instrumentation

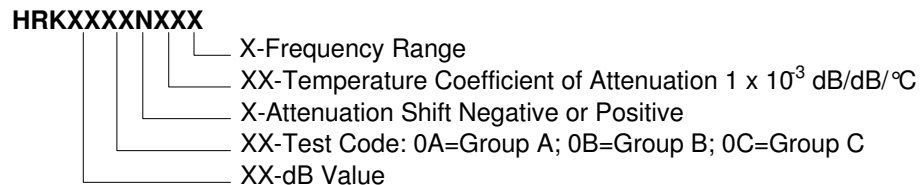


GENERAL DESCRIPTION

EMC Technology offers the widest selection of chip attenuators worldwide. We offer a line of fixed attenuators in a high-reliability S-level common platform for space, military, and aerospace designs. The standard parts eliminate the need for costly and time-consuming drawings and specifications meeting the specification and testing requirements of Mil-PRF-55342. Parts may be ordered 100% tested to Group A with the option to add Group B or Group C. With our smart part numbering system, companies may designate the level of testing they require simply by indicating Group A, B, & C at the appropriate location in the part number.

ORDERING INFORMATION

Part Identifier:



SPECIFICATIONS

1.0 ELECTRICAL

Nominal Impedance: 50 ohms
Frequency Range: 16 - 36 GHz

Number Code	Frequency Range (GHz)
1	16 – 22
2	18 - 32
3	28 – 31
4	32 – 36
5	16 - 36

Attenuation Values Available: 2 - 6 dB in 1 dB increments
Attenuation Accuracy @ 25°C: ± 1.0 dB @ 1GHz
VSWR: 1.35:1 Max @ 1GHz
Input Power: 100 Milliwatts Full Rated Power To 100°C, Derated Linearly to 0 Watts at 150 °C.
Temperature Coefficient of Attenuation: -0.005, -0.006, and -0.007dB/dB/°C
Temperature Coefficient Tolerance: Min -0.004 dB/dB/°C

2.0 ENVIRONMENTAL

Operating Temperature: -55°C to +150°C
Storage Temperature: -55°C to +150°C

3.0 MARKING

Unit Marking: Part Marking, Vertical "I" For Each dB. I.E. 3 dB = "III"

ATTENUATOR

HIGH RELIABILITY CHIP 100 MILLIWATTS



DATA SHEET

PART SERIES: HRKXXXXNXXX

SHEET 2 OF 2
Dwg 1011645

EN 16-0779
Revision D

4.0 QUALITY ASSURANCE

Verify 100% Visual Pre-Cap Inspection Performed Per TP-9010.

Perform Group A, B and/or C testing as indicated by the part number per TP-9010.

Test Data requirements

Test data required for customer see TP-9010.

Data retention – 24 months

Test samples required for customer see TP-9010.

5.0 PACKAGING

Standard Packaging:

Serialized Waffle Pack

6.0 MECHANICAL

Substrate Material:

Alumina 96%

Resistive Film:

Thick Film

Terminal Material:

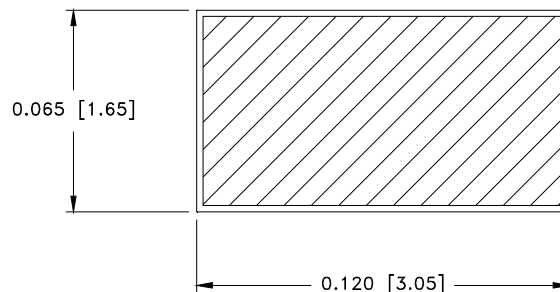
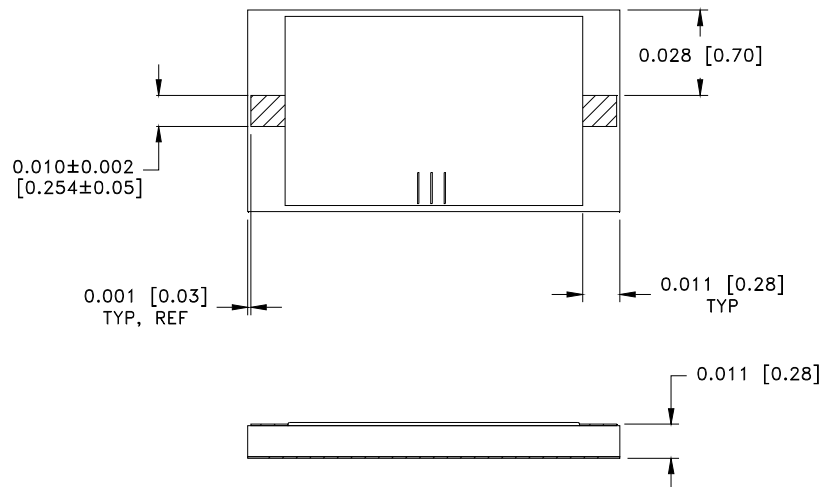
Thick Film, Bondable Gold

Metric Dimensions:

Provided for reference only

Workmanship

PER MIL-STD-130



Unless Otherwise Specified: TOLERANCE: X.XXX = ± 0.005