

TERMINATION CHIP 30 WATT



DATA SHEET

PART SERIES: 82A3019F

SHEET 1 OF 2
Dwg 82A3019F


EN 13-3450
Revision-

FEATURES

- Wide Band Operation
- High Power
- Direct Attached
- Low VSWR
- Easy Installation

APPLICATIONS

- Mobile Networks
- Broadcast
- High Power Amplifiers
- Isolators
- Military
- Instrumentation



GENERAL DESCRIPTION

EMC Technology offers the widest selection of chip terminations worldwide. Chip components are offered in both thick and thin film resistive material and available in Alumina, Aluminum Nitride, Beryllium Oxide and CVD Diamond.

ORDERING INFORMATION

Part Identifier: 82A3019F

SPECIFICATIONS

1.0 ELECTRICAL

Nominal Impedance:	50 ohms
Frequency Range:	DC - 1.0 GHz
VSWR:	1.50:1 Max
Input Power CW:	30 Watts @ 100°C heat sink, derated linearly to zero power and 150°C
Peak Power:	300 Watts (based on 10us pulse width and 1% duty cycle)
DC Resistance:	50 Ω \pm 5%

2.0 ENVIRONMENTAL

Operating Temperature:	-55°C to +150°C
Non-operating Temperature:	-65°C to +150°C
Temperature Coefficient:	+/-200 PPM / ° C max

3.0 MARKING

Unit Marking:	No Marking
---------------	------------

4.0 QUALITY ASSURANCE

Visual and Mechanical Inspection:	Per 824W107
DC Resistance Check:	100% DC Resistance Check
Data Retention:	Standard

5.0 PACKAGING

Standard Packaging:	Tape and Reel
---------------------	---------------

TERMINATION CHIP 30 WATT



DATA SHEET

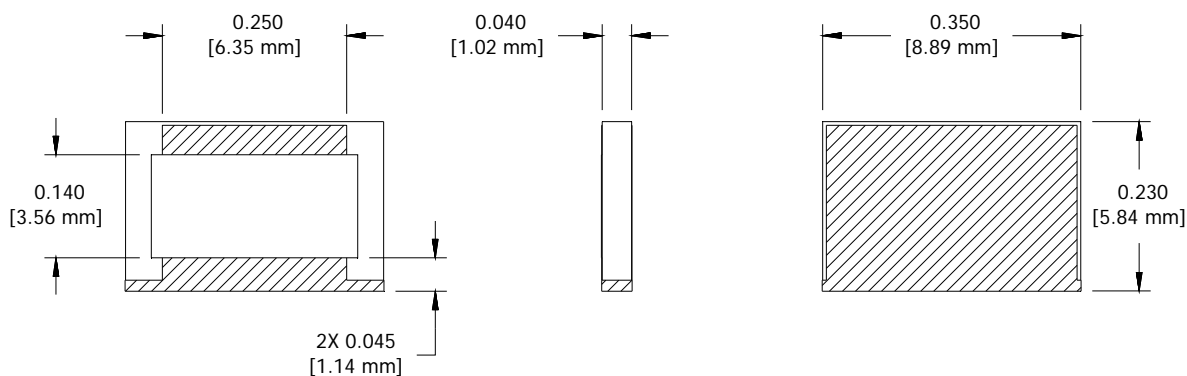
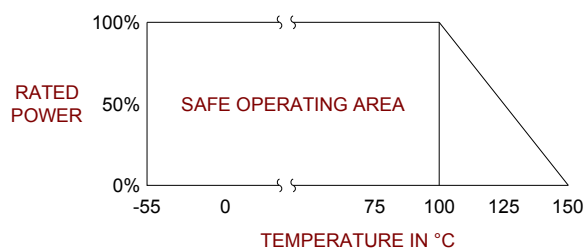
PART SERIES: 82A3019F

SHEET 2 OF 2
Dwg 82A3019F

EN 13-3450
Revision-

6.0 MECHANICAL

Substrate Material:	Beryllium Oxide
Resistive Film:	Thin Film
Terminal Material:	Silver Plated
Metric Dimensions:	Provided for reference only



Unless Otherwise Specified: TOLERANCE: X.XX = ± 0.02 X.XXX = ± 0.010