

# TERMINATION TAB & COVER 150 WATT



DATA SHEET

PART SERIES: 82A7172TCF

SHEET 1 OF 2  
Dwg 82A7172TCF

EN 13-3498  
Revision-

## FEATURES


Wide Band Response  
High Power  
Direct Attached  
Low VSWR  
Easy Installation  
Excellent Heat Transfer

## APPLICATIONS

Mobile Networks  
Broadcast  
High Power Amplifiers  
Isolators  
Military  
Instrumentation

## GENERAL DESCRIPTION

EMC Technology offers the widest selection of flangeless terminations worldwide. Tab and cover components offer the highest performance of any style of termination component.



## ORDERING INFORMATION

**Part Identifier:** 82A7172TCF

## SPECIFICATIONS

### 1.0 ELECTRICAL

Nominal Impedance:	50 ohms
Frequency Range:	DC - 2.0 GHz
VSWR:	1.10:1 Max
Input Power CW:	150 Watts @ 100°C heat sink, derated linearly to zero power and 150°C
Peak Power:	1500 Watts (based on 10us pulse width and 1% duty cycle)
DC Resistance:	50 Ω ±5%

### 2.0 ENVIRONMENTAL

Operating Temperature:	-55°C to +150°C
Non-operating Temperature:	-65°C to +150°C
Temperature Coefficient:	+/-200 PPM / °C max

### 3.0 MARKING

Unit Marking:	Logo and Part Number, legibility and permanency per MIL-STD-130
---------------	---

### 4.0 QUALITY ASSURANCE

Visual and Mechanical Inspection:	Per 824W107
DC Resistance Check:	100% DC Resistance Check
Data Retention:	Standard

### 5.0 PACKAGING

Standard Packaging:	Tray Packaging
---------------------	----------------

# TERMINATION TAB & COVER 150 WATT



DATA SHEET

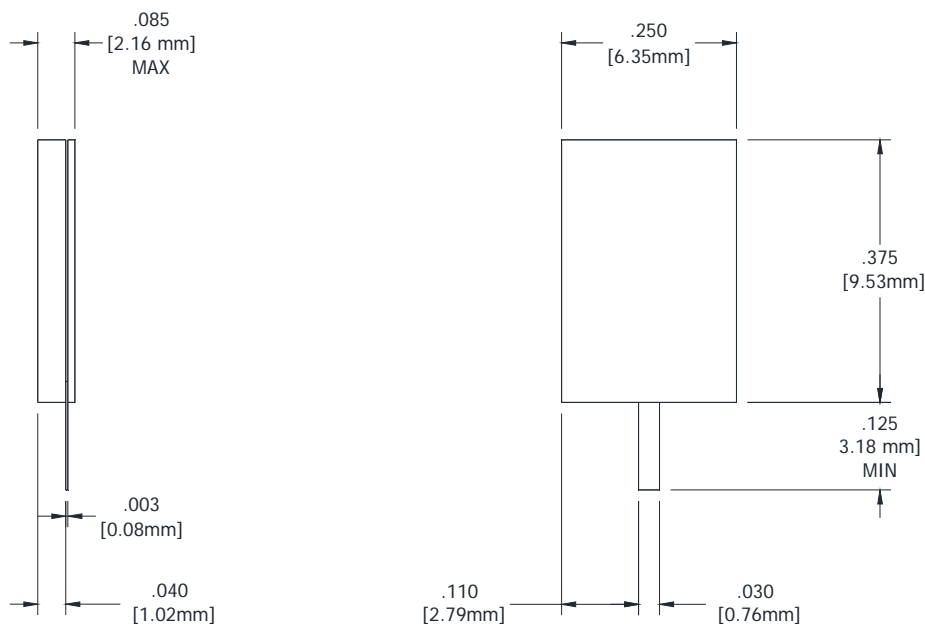
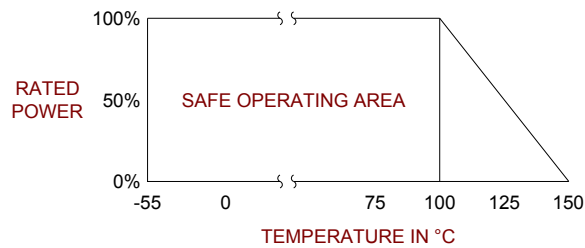
PART SERIES: 82A7172TCF

SHEET 2 OF 2  
Dwg 82A7172TCF

EN 13-3498  
Revision-

## 6.0 MECHANICAL

Substrate Material:	Aluminum Nitride
Resistive Film:	Thin Film
Cover Material:	Alumina
Tab Material:	Beryllium Copper
Tab Finish:	Silver Plated
Metric Dimensions:	Provided for reference only



Unless Otherwise Specified: TOLERANCE: X.XX = ± 0.02 X.XXX = ± 0.010