

# TERMINATION CHIP 80 WATT



DATA SHEET

PART SERIES: 82-8004

SHEET 1 OF 2  
Dwg 82-8004

EN 13-3450  
Revision-

## FEATURES


Wide Band Operation  
High Power  
Direct Attached  
Low VSWR  
Easy Installation

## APPLICATIONS

Mobile Networks  
Broadcast  
High Power Amplifiers  
Isolators  
Military  
Instrumentation

## GENERAL DESCRIPTION

EMC Technology offers the widest selection of chip terminations worldwide. Chip components are offered in both thick and thin film resistive material and available in Alumina, Aluminum Nitride, Beryllium Oxide and CVD Diamond.



## ORDERING INFORMATION

**Part Identifier:** 82-8004

## SPECIFICATIONS

### 1.0 ELECTRICAL

Nominal Impedance:	50 ohms
Frequency Range:	800 - 2000 GHz
VSWR:	.800 - 1.0 GHz 1.20:1 Max 1.0 - 2.0 GHz 1.40:1 Max
Input Power CW:	80 Watts @ 100°C heat sink, derated linearly to zero power and 150°C
Peak Power:	800 Watts (based on 10us pulse width and 1% duty cycle)
DC Resistance:	50 Ω ±5%

### 2.0 ENVIRONMENTAL

Operating Temperature:	-55°C to +150°C
Non-operating Temperature:	-65°C to +150°C
Temperature Coefficient:	+/-200 PPM / °C max

### 3.0 MARKING

Unit Marking:	No Marking
---------------	------------

### 4.0 QUALITY ASSURANCE

Visual and Mechanical Inspection:	Per 824W107
DC Resistance Check:	100% DC Resistance Check
Data Retention:	Standard

### 5.0 PACKAGING

Standard Packaging:	Tape and Reel
---------------------	---------------

# TERMINATION CHIP 80 WATT



DATA SHEET

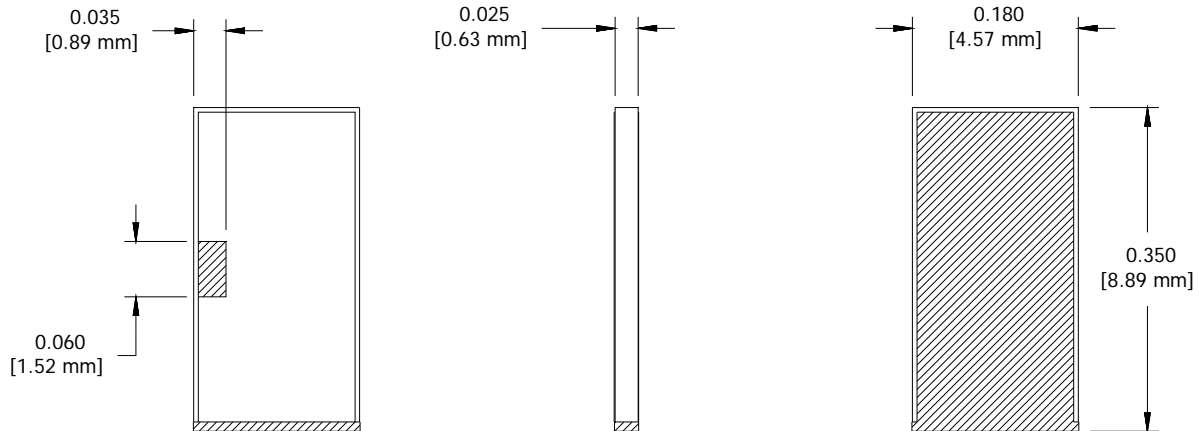
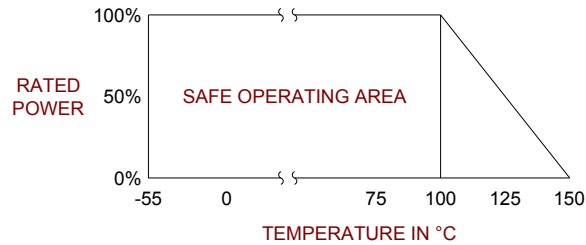
PART SERIES: 82-8004

SHEET 2 OF 2  
Dwg 82-8004

EN 13-3450  
Revision-

## 6.0 MECHANICAL

Substrate Material:	Alumina
Resistive Film:	Nichrome
Terminal Material:	Tin/Lead
Metric Dimensions:	Provided for reference only



Unless Otherwise Specified: TOLERANCE: X.XX =  $\pm 0.02$  X.XXX =  $\pm 0.010$