

# ATTENUATOR CHIP 120 WATT



DATA SHEET

PART SERIES: 83-7026-XX.XX

SHEET 1 OF 2  
Dwg 83-7026

EN 13-3506  
Revision -

## FEATURES


- Small Footprint
- High Power
- Surface Mount
- Low VSWR
- Easy Installation
- Wide Attenuation Offering

## APPLICATIONS

- Mobile Networks
- Broadcast
- High Power Amplifiers
- Isolators/Circulators
- Military
- Instrumentation

## GENERAL DESCRIPTION

EMC Technology offers the widest selection of chip attenuators worldwide. Chip components are offered in Alumina, Aluminum Nitride, Beryllium Oxide, and CVD diamond for maximum performance.



## ORDERING INFORMATION

### Part Identifier:

83-7026-XX.XX

Attenuation Value

## SPECIFICATIONS

### 1.0 ELECTRICAL

Nominal Impedance:	50 ohms
Frequency Range:	DC – 2.4 GHz
Attenuation Values Available:	10 dB
Attenuation Accuracy:	±1.5 dB
Input Power CW:	120 watts @ 85°C heat sink, derated linearly to zero power at 150°C
Peak Power:	1200 watts (based on 10us pulse width and 1% duty cycle)
VSWR:	1.20:1 Max

### 2.0 ENVIRONMENTAL

Operating Temperature:	-55°C to +150°C
Non-operating Temperature:	-65°C to +150°C
Temperature Coefficient:	+/-200 PPM / °C max

### 3.0 MARKING

Unit Marking:	None
---------------	------

### 4.0 QUALITY ASSURANCE

Sample Inspect Per MIL-STD-105, Level II, 1.0% AQL.  
Visual and Mechanical Inspection for Conformance to Outline Drawing  
Measure Attenuation and VSWR  
Data Retention - Standard

### 5.0 PACKAGING

Standard Packaging:	Tape and Reel
---------------------	---------------

# ATTENUATOR CHIP 120 WATT



DATA SHEET

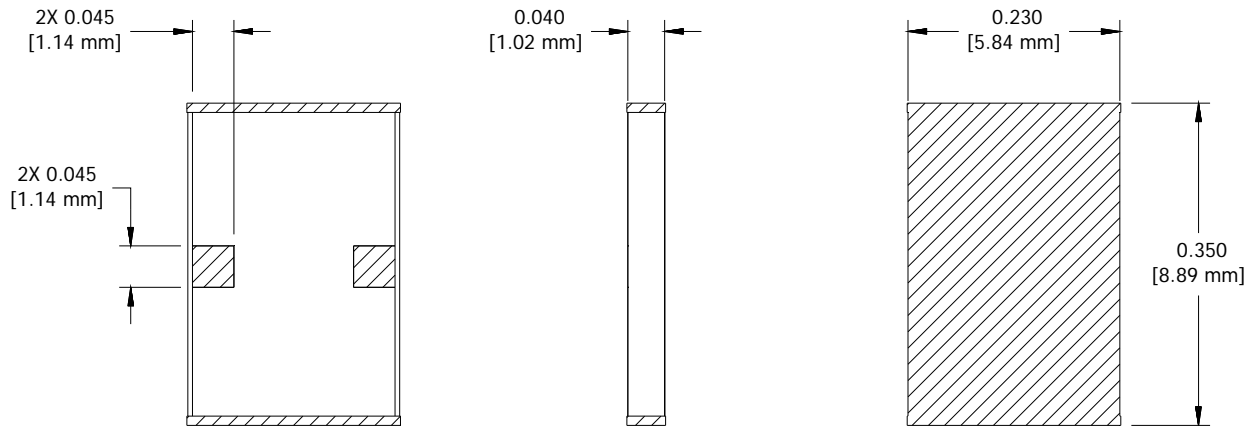
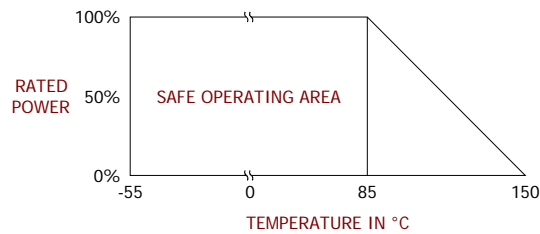
PART SERIES: 83-7026-XX.XX

SHEET 2 OF 2  
Dwg 83-7026

EN 13-3506  
Revision -

## 6.0 MECHANICAL

Substrate Material:	Aluminum Nitride
Resistive Film:	Nichrome
Terminal Material:	Thick film, Tin/Lead plated
Metric Dimensions:	Provided for reference only



Unless Otherwise Specified: TOLERANCE: X.XX = ± 0.02 X.XXX = ± 0.010